

Title
Titolo Drop test on n° 5 wristwatches

Customer Unimatic Watches
Cliente
Contact pers. Ing. Giovanni Moro
Contatto
Address Via Cappuccio, 17 – 20123 Milano (MI)
Indirizzo

Distribution List info@unimaticwatches.com
Lista di distribuzione archivo BPS

Laboratory

Laboratorio

Name BPS s.r.l.
Nome
Address Via Newton, 12 – 20016 Pero (MI) - Italy
Indirizzo
Certification UNI EN ISO 9001:2015, cert. n° 50 100 2811 rev. 08, scad. 09/05/21
Certificazione
Phone number +39 02 3534830
Telefono
E-mail info@bpsweb.it
E-mail
Fax number +39 02 33912334
Fax

Reference Standards and Procedures

Norme e procedure di riferimento

Test procedure 2022TP001 in accordance with MIL STD 810 H Proc IV "Transit drop", table 516.8 IX


Test aim

Scopo della prova


Verify the capability of the UUT to withstand the shock due to accidental fall in urban environment

Approval signatures

Firme per approvazione

Written by 
Scritto da
Date May 4th, 2022
Data:

Facility technician Chiara Broggi
Tecnico di laboratorio

Approved by 
Approvato da
Date May 5th, 2022
Data:

Facility manager Paolo Ribaldone
Responsabile laboratorio

(*)40 mm when coupled with sliptable – 40 mm con sliptbale

THIS TEST SUMMARY REPORT SHALL NOT BE REPRODUCED EXCEPT IN FULL VERSION, UNLESS WRITTEN APPROVAL OF THE LABORATORY.
TEST RESULTS IN THIS TEST SUMMARY REPORT RELATE ONLY TO THE SPECIFIC TEST SAMPLE(S) LISTED.

IL PRESENTE DOCUMENTO NON DEVE ESSERE RIPRODOTTO SE NON IN VERSIONE INTEGRALE, SALVO APPROVAZIONE SCRITTA DEL LABORATORIO.
I RISULTATI RIPORTATI NEL PRESENTE DOCUMENTO SI RIFERISCONO UNICAMENTE ALL'UNITA' SOTTOPOSTA A PROVA

Unit Under Test (UUT)

Unità In Prova (UIP)

Name Nome	Unimatic wristwatch	Part number Codice Prodotto	TEST UNIT UT4
Quantity Quantità	5	Serial number Numero di serie	ID #1, #2, #3, #4, #5
Dimensions Dimensioni		Declared weight Peso dichiarato	



Figure 1 – UUTs identification.

Performed Tests List

Elenco prove eseguite

UUT receiving date Data ricevimento UIP	Apr 28 th , 2022
Tests start date Data inizio prove	Apr 28 th , 2022
Tests end date Data fine prove	Apr 28 th , 2022

Name ¹ Nome ¹	page pag.	Axis ² Asse ²	Type Tipo	Duration Durata	Description Descrizione	Result ³ Esito ³
Test n° 1	5	n.a.	Drop test	26 drops	Height 1,22 mt	OK

- Tests were numbered according to the chronological sequence.**
Le prove sono state numerate secondo l'ordine cronologico di esecuzione.
- Test axes are defined by the Customer and are shown in figures showing the mounting in the corresponding tests.**
Gli assi di prova sono definiti dal Cliente e sono indicati nelle figure di montaggio delle relative prove.
- Functional tests and structural integrity checks are responsibility and competence of the Customer.**
I controlli funzionali e di integrità strutturale sull'unità sono di responsabilità e competenza del Cliente.

THIS TEST SUMMARY REPORT SHALL NOT BE REPRODUCED EXCEPT IN FULL VERSION, UNLESS WRITTEN APPROVAL OF THE LABORATORY.
TEST RESULTS IN THIS TEST SUMMARY REPORT RELATE ONLY TO THE SPECIFIC TEST SAMPLE(S) LISTED.

IL PRESENTE DOCUMENTO NON DEVE ESSERE RIPRODOTTO SE NON IN VERSIONE INTEGRALE, SALVO APPROVAZIONE SCRITTA DEL LABORATORIO.
I RISULTATI RIPORTATI NEL PRESENTE DOCUMENTO SI RIFERISCONO UNICAMENTE ALL'UNITA' SOTTOPOSTA A PROVA

List of figures

Elenco figure

Figure 1 – UUTs identification.	2
Figure 2 – Identification of impact corners/edges/surfaces	7
Figure 3 – Example of dents caused by the impacts	9

List of tables

Elenco tabelle

Table 1 – Test parameters.	7
Table 2 – Drops performed.	8

List of abbreviations

Lista delle abbreviazioni

1 G = 9,81 m/s²

UIP = Unità In Prova

UUT = Unit under test

PSD = Densità Spettrale di Potenza [Power Spectral Density]

Test n° 1

Test date Data di esecuzione della prova	apr 28, 2022 16:15:26
Test type Tipo di prova	Random
Test axis Asse di prova	n.a.
Test profile Profilo di prova	D:\VibrationVIEW\Profiles\OHB_EUCLID_IP.vrp

Witnesses to the test

Presenti alla prova

Ing. Moro, Ferrari and Kucherenko (Unimatic); dott. C. Broggi, dott. M. Broggi and ing. Venturino (BPS)

Test setup

setup di prova



Figure 2 – Test area and equipment.

THIS TEST SUMMARY REPORT SHALL NOT BE REPRODUCED EXCEPT IN FULL VERSION, UNLESS WRITTEN APPROVAL OF THE LABORATORY.
TEST RESULTS IN THIS TEST SUMMARY REPORT RELATE ONLY TO THE SPECIFIC TEST SAMPLE(S) LISTED.

IL PRESENTE DOCUMENTO NON DEVE ESSERE RIPRODOTTO SE NON IN VERSIONE INTEGRALE, SALVO APPROVAZIONE SCRITTA DEL LABORATORIO.
I RISULTATI RIPORTATI NEL PRESENTE DOCUMENTO SI RIFERISCONO UNICAMENTE ALL'UNITA' SOTTOPOSTA A PROVA



Figure 3 – Graduated guide and total height from the ground.

The graduated guide was used to perform the impacts on corners and lateral surfaces, in order to avoid unwanted rotations of the watch during the free fall.

As stated by the Reference Standard, the guide avoids rotation while in the same time allowing for an unrestricted free fall of the UUT.

The guide was 1 mt long, so that the last 22 cm of fall remained completely free from obstacles that could accidentally hinder any bounces of the UUT.

Test parameters

Parametri di test

The drop test were performed according to the parameters reported in the Reference standard and summarized in the following table:

Height	1,22 m
Impact surface	Industrial concrete
Drops	26 (one for each surface, corner and edge)
UUTs	5

Table 1 – Test parameters.

The UUTs surfaces, edges and corners were identified according to the following figure:

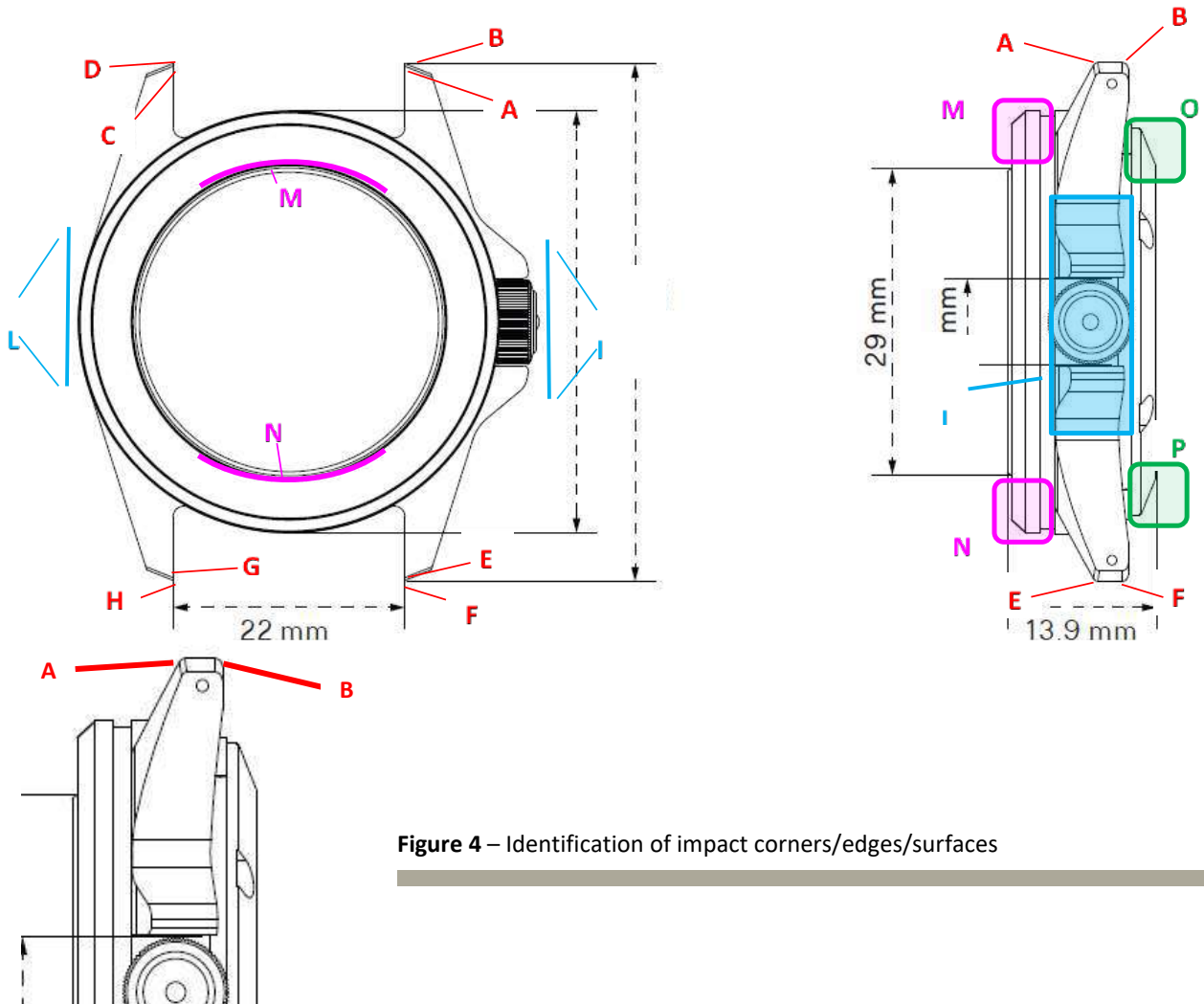


Figure 4 – Identification of impact corners/edges/surfaces

THIS TEST SUMMARY REPORT SHALL NOT BE REPRODUCED EXCEPT IN FULL VERSION, UNLESS WRITTEN APPROVAL OF THE LABORATORY.
 TEST RESULTS IN THIS TEST SUMMARY REPORT RELATE ONLY TO THE SPECIFIC TEST SAMPLE(S) LISTED.

IL PRESENTE DOCUMENTO NON DEVE ESSERE RIPRODOTTO SE NON IN VERSIONE INTEGRALE, SALVO APPROVAZIONE SCRITTA DEL LABORATORIO.
 I RISULTATI RIPORTATI NEL PRESENTE DOCUMENTO SI RIFERISCONO UNICAMENTE ALL'UNITA' SOTTOPOSTA A PROVA

Test execution

Esecuzione del test

Each UUT was subjected to a minimum of 5 drops, according to the following table:

UUT identification	Impact corner (C)/edge (E)/surface (S)	drops
Unit 1	(S) Clock face (S) watch case (S) AEFB face (S) CDHG face (S) ABCD face ACCIDENTAL DROP from full height	6
Unit 2	(S) EFGH face (C) A (C) B (C) C (C) D (E) EF	6
Unit 3	(C) E (C) F (C) G (C) H (E) AB	5
Unit 4	(E) CD (E) GH (E) AC (E) GE (E) BD	5
Unit 5	(E) FH (E) AE (E) FB (E) CG (E) DH	5

Table 2 – Drops performed.

All the drops were recorded by means of a 240 frames/second video camera.

THIS TEST SUMMARY REPORT SHALL NOT BE REPRODUCED EXCEPT IN FULL VERSION, UNLESS WRITTEN APPROVAL OF THE LABORATORY.
TEST RESULTS IN THIS TEST SUMMARY REPORT RELATE ONLY TO THE SPECIFIC TEST SAMPLE(S) LISTED.

IL PRESENTE DOCUMENTO NON DEVE ESSERE RIPRODOTTO SE NON IN VERSIONE INTEGRALE, SALVO APPROVAZIONE SCRITTA DEL LABORATORIO.
I RISULTATI RIPORTATI NEL PRESENTE DOCUMENTO SI RIFERISCONO UNICAMENTE ALL'UNITA' SOTTOPOSTA A PROVA

Results

Risultati

After the impacts all the 5 UUT were functioning. More thorough functional and integrity checks were performed by the Customer, and no malfunctioning or damage was found in any of the UUTs. **Functional tests and structural integrity checks are responsibility and competence of the Customer.**

Minor dents were found on the case (see figures below), no damage at all was found on the watch crystal.



Figure 5 – Example of dents caused by the impacts

THIS TEST SUMMARY REPORT SHALL NOT BE REPRODUCED EXCEPT IN FULL VERSION, UNLESS WRITTEN APPROVAL OF THE LABORATORY.
TEST RESULTS IN THIS TEST SUMMARY REPORT RELATE ONLY TO THE SPECIFIC TEST SAMPLE(S) LISTED.

IL PRESENTE DOCUMENTO NON DEVE ESSERE RIPRODOTTO SE NON IN VERSIONE INTEGRALE, SALVO APPROVAZIONE SCRITTA DEL LABORATORIO.
I RISULTATI RIPORTATI NEL PRESENTE DOCUMENTO SI RIFERISCONO UNICAMENTE ALL'UNITA' SOTTOPOSTA A PROVA